






Document Class Setup

In the document class setup, the mapping between the respective document class and your export interface is done. Furthermore, the field mapping of each document class is downloaded here, creating a set of standard fields and their usage in Microsoft Dynamics 365 Business Central.

The document class setup is cross-app and is managed via the DEXPRO Core.

Process





 Search  New  Edit List  Delete Process Navigation


 Download Field Mapping

Download field mapping

This downloads the field structure of the SQUEEZE document class. These are needed for the [metadata mapping](#).

Navigation

 Search  New  Edit List  Delete Process Navigation

 Metadata Mappings








Metadata mapping



Via this menu item you reach the [metadata mapping](#). This defines which fields are to be transferred to Microsoft Dynamics 365 Business Central and how.

List

Document classes

This overview lists all the document classes that have been set up.

 Search  New  Edit List  Delete [Process](#) Navigation   

 Download Field Mapping 

	Document Class ↑		SQUEEZE Document Class ID	SQUEEZE Export Interface ID
→	Invoice / Credit Memo ▼	⋮	1	1

Card

Document class

Here, each document class is set up individually.

General

General

Document Class Invoice / Credit Memo ▼

Next Process Step Standard document ▼

In this fastab the name of the document class, the next process step, as well as the automatic enrichment of the positions is set up.


Breeze

Breeze Interface

Target Template Purchase Document

Here you can set the default target template for this document class.

The following are available as standard:

Purchase Document 

None

Purchase Document

Purchase Order

Order Confirmation

Delivery Note

Revision #3

Created 15 September 2023 07:20:16 by Christoph Koepke-von Seth

Updated 17 October 2024 09:31:08 by Christoph Koepke-von Seth