


OAuth 2.0 setup (for SaaS only)

Access to web services in Microsoft Dynamics 365 Business Central (BC) in the SaaS version is only possible via OAuth 2.0. The necessary setup of the app in Azure Active Directory and its link to BC is described below.

Azure Portal

Launch Azure Portal and open **Microsoft Entra ID**



Create a new app under **App registrations**



Home >



DEXPRO Solutions GmbH | Overview ...

Azure Active Directory

Overview

Preview features

Diagnose and solve problems

Manage

Users

Groups

External Identities

Roles and administrators

Administrative units

Delegated admin partners

Enterprise applications

Devices

App registrations

Identity Governance

Application proxy

Custom security attributes
(Preview)

Licenses

Azure AD Connect

+ Add



Manage tenants



What's new



Preview features



[Microsoft Entra has a simpler, integrated experience for managing all your](#)

Overview

Monitoring

Properties

Tutorials



Search your tenant

1

2



Register an application ...

* Name

The user-facing display name for this application (this can be changed later).



Supported account types

Who can use this application or access this API?

- ☒ Accounts in this organizational directory only (DEXPRO Solutions GmbH only - Single tenant)
- ☐ Accounts in any organizational directory (Any Azure AD directory - Multitenant)
- ☐ Accounts in any organizational directory (Any Azure AD directory - Multitenant) and personal Microsoft accounts (e.g. Skype, Xbox)
- ☐ Personal Microsoft accounts only

[Help me choose...](#)

Redirect URI (optional)

We'll return the authentication response to this URI after successfully authenticating the user. Providing this now is optional and it can be changed later, but a value is required for most authentication scenarios.




Create **API** permissions


The **Application (client) ID** can already be copied and stored at this point (will be needed later)


 DEXPRO BC App

 ...


Search


 Delete

 Endpoints


 Preview features


 Overview


 Quickstart


 Integration assistant


Manage


 Branding & properties

 Authentication


 Certificates & secrets


 Token configuration


 API permissions

 Expose an API


 App roles

 Owners

 Roles and administrators

 Manifest

Support + Troubleshooting

 Got a second? We would love your feedback on Microsoft identity platform (previously Azure AD for developer). →

Essentials


Display name : [DEXPRO BC App](#)

Application (client) ID : [XXXXXXXXXX-XXXX-XXXX-XXXX-XXXXXXXXXXXX](#)

Object ID : [XXXXXXXXXX-XXXX-XXXX-XXXX-XXXXXXXXXXXX](#)

Directory (tenant) ID : [XXXXXXXXXX-XXXX-XXXX-XXXX-XXXXXXXXXXXX](#)

Supported account types : [My organization only](#)

 Starting June 30th, 2020 we will no longer add any new features to Azure Active Directory Authentication Library (AD).

[Get Started](#) Documentation

The Microsoft identity platform is an authentication ser

Request API permissions

Select an API

Microsoft APIs

APIs my organization uses

My APIs

Commonly used Microsoft APIs



Microsoft Graph

Take advantage of the tremendous amount of data in Office 365, Enterprise Mobility + Security, and Windows 10. Access Azure AD, Excel, Intune, Outlook/Exchange, OneDrive, OneNote, SharePoint, Planner, and more through a single endpoint.



Azure Communication Services

Rich communication experiences with the same secure CPaaS platform used by Microsoft Teams



Azure DevOps

Integrate with Azure DevOps and Azure DevOps server



Azure Key Vault

Manage your key vaults as well as the keys, secrets, and certificates within your Key Vaults



Azure Rights Management Services

Allow validated users to read and write protected content



Azure Service Management

Programmatic access to much of the functionality available through the Azure portal



Azure Storage

Secure, massively scalable object and data lake storage for unstructured and semi-structured data



Data Export Service for Microsoft Dynamics 365

Export data from Microsoft Dynamics CRM organization to an external destination



Dynamics 365 Business Central

Programmatic access to data and functionality in Dynamics 365 Business Central



Dynamics CRM

Access the capabilities of CRM business software and ERP systems



Request API permissions



[← All APIs](#)



Dynamics 365 Business Central

<https://dynamics.microsoft.com/business-central/overview/> [Docs](#)

What type of permissions does your application require?

Delegated permissions

Your application needs to access the API as the signed-in user.

Application permissions

Your application runs as a background service or daemon without a signed-in user.



Request API permissions



[< All APIs](#)



Dynamics 365 Business Central

<https://dynamics.microsoft.com/business-central/overview/> [Docs](#)

What type of permissions does your application require?

Delegated permissions

Your application needs to access the API as the signed-in user.

Application permissions

Your application runs as a background service or daemon without a signed-in user.

Select permissions

[expand all](#)

Permission

Admin consent required

Other permissions



app_access ⓘ

Access according to the application's permissions in Dynamics 365 Business Central

Yes

AdminCenter



AdminCenter.ReadWrite.All ⓘ

Full access to Admin Center API

Yes

API (1)



API.ReadWrite.All ⓘ

Full access to web services API

Yes

Automation



Automation.ReadWrite.All ⓘ

Full access to automation

Yes

Create **Client secret** and store it in a secure location

Microsoft Azure

Home > DEXPRO Solutions GmbH | App registrations > DEXPRO BC App

DEXPRO BC App | Certificates & secrets

Search

Got feedback?

Overview

Quickstart

Integration assistant

Manage

Branding & properties

Authentication

Certificates & secrets

Token configuration

API permissions

Credentials enable confidential applications to identify themselves to the authentication scheme). For a higher level of assurance, we recommend using a certificate (instead of a client secret).

Application registration certificates, secrets and federated credentials can be found here.

Certificates (0)Client secrets (3)Federated credentials (0)

A secret string that the application uses to prove its identity when requesting a token.

New client secret

Add a client secret

Description

Expires

This is a new Client Secret

Recommended: 6 months

AddCancel

Business Central

Open **Microsoft Entra Applications** and create a new

entry

Tell me what you want to do

↗ ✕

1

microsoft en

Go to Pages and Tasks

Show all (4)

> Microsoft Entra Applications

Administration

> Set up access with Microsoft 365 licenses

Administration

> Users

Administration

Search for 'microsoft en'

📄 Search company data

🔍 Search Help

Didn't find what you were looking for? Try [exploring pages](#) or [exploring reports](#)

← Microsoft Entra Applications

🔖 📄 ↗

🔗 🔍 📄

+ New

Manage

🔗 🔍 ☰

Set up **Microsoft Entra Application**

1. Enter the Client ID
2. Enter description (description is a bit misleading. This is rather a user name).
3. Assign user permission set(s) individually.
4. (Optional)
5. Activate application



DEXPROAzureApp



Grant Consent

More options

General

Client ID {9683c7ad-6beb-415a-88cc-026...}

Description DEXPROAzureApp

State Enabled

Contact Information

Extension

App ID {00000000-0000-0000-0000-00...}

App Name

User information

User ID {12fa2a15-2a0f-48f7-af8d-f943...}

User Name DEXPROAZUREAPP

User Telemetry ID {ed6912aa-842e-41cb-9946-2b...}

You must set the State field to Disabled before you can mak...

3 User Permission Sets

New Line

Delete Line

Permissions

Permission Set ↑	Description	Company ↑	Extension Name	Permission Scope
→ D365 BUS PREMIUM	Dyn. 365 Prem. ...		Base Application	System
SUPER (DATA)	Superuser of data		System Application	System

Revision #3

Created 25 October 2022 12:17:20 by Bernd Feddersen

Updated 14 May 2025 09:18:52 by Bernd Feddersen