

# Freeze Setup



In the FREEZE setup, both the connection to the Freeze Archive System and the processing within the app are set up.

## Menu

### Home

[Home](#) | [Navigation](#) | [More options](#)

---

 [Copy Setup](#)  [Upload Placeholder](#)

---

### Copy Setup

This is used to copy the setup to another company.





### Upload Placeholder

This function is used to upload a placeholder for file types that the PDF viewer cannot display.

## Navigation

[Home](#) | [Navigation](#) | [More options](#)

---

 [Additional Search Queries](#)  [Document Class Setups](#)  [OAuth 2.0 Setup](#)  [User Setup](#)

---

### Document Class Setup

This menu item takes you to the setup for the [document classes](#).

### OAuth 2.0-Setup

The users and their access tokens for OAuth 2.0 authentication are managed in this [menu item](#).

## User Setup

You can access the user assignment to the OAuth users via this [menu item](#).

## Additional Search Queries

[Setting up additional search queries](#) is particularly useful if you want to display archive folders that have not been archived via Freeze in BC. However, there are also other use cases.

# FastTabs

## General

You can activate/deactivate the use of this app in this FastTab.

General

Activated .....

Attachments mandat...

Max Results .....

## API

The URL of the FREEZE system is specified in this fast tab. The default archive storage and the default authentication are also stored. You can also specify here how many archive data records should be displayed simultaneously during searches.

API

URL .....	<input type="text"/>
Default Authentication .....	<input type="text" value="v"/>
Default Store .....	<input type="text" value="..."/>
Records per page .....	<input type="text" value="15"/>

Archiving

Settings can be made here as to what should be archived automatically.

Archiving

General

Archive Attachments ..... ☒

Archive Incoming ..... ☒

Archive Email & Attac... ☒

Purchasing

Archive after Posting ..... ☒

Sales

Archive after Posting ..... ☒

Archive Outgoing ..... ☒

General Journal

Archive after Posting ..... ☒

Automatic archiving after posting a receipt. Printing and archiving in one step. Archiving of emails with attachments if they are sent via the BC Email module.