




# Documents are not retrieved from Squeeze and remain there in the export step


## Checking the import queue


Is there already an entry in the [import queue](#) with the Squeeze docId? Please also remove the system filtering when checking.


Squeeze Import Queue Entries







 Edit List

 Delete

[Home](#)

Navigation


 Download Documents now

 Handle unprocessed entries

Views

All

Filter list by:

 Filter...

Show system filters

×




⋮


Current Company


Document Id ↑

Click on “Show system filter” to display the system filters.

## Squeeze Import Queue Entries


 Edit List


 Delete

[Home](#)

Navigation

More options

 Download Documents now

 Handle unprocessed entries

### Views

**All**

Filter list by:

× Processed ⓘ

No

× Tenant ⓘ

bc.squeezedocid|squeeze.one|"

+ Filter...

Current Company

Document Id ↑

Document  
Class

As soon as these filters have been removed, all documents are displayed across all clients. Check whether the Squeeze docid exists in the "Document Id" column and whether the entry has already been processed. If so, it cannot be downloaded again. The document must then be manually set to the "Processed" step on the Squeeze page (DEXPRO platform).

If the document is not in the list, the uncollected document can be pulled directly via the import buffer.

## Checking the setup

### Squeeze Setup

# API

URL .....	<a href="#">https://test03.sandbox.dxp.com</a>
API Key Name .....	DXP Test03 - Sandbox - BC
Connection status .....	<input checked="" type="checkbox"/>

Does the [Squeeze URL](#) match? Is the correct squeeze system stored? Check the URL for this.

What is the connection status? Is the tick green? If not, get a current API key.

## Document class Setup

Are the [API settings](#) of the document class correct? Please check whether the IDs entered match those on the DEXPRO platform.

### API Settings

Squeeze Document Class ID .....	<input type="text" value="1"/> ...
Squeeze Export Interface ID .....	<input type="text" value="1"/>
Squeeze Line Table ID .....	<input type="text" value="28"/>

### Checking the Documentclass Id

Dokumente

Warteschlange

Stapelklassen

**Dokumentenklassen**

Lokatoren

⚙ > Dokumentenklassen

ID ↑↓

Name ↑↓

1

Invoices

2

OrderConfirmations

Checking the Export Interface id

⚙ > Dokumentenklassen > Eingangsrechnungen ▾

Allgemein

Felder

Tabellen

**Export-Interfaces**

ID

Typ

>



1

Pull

Checking the Line Table id

⚙️ > Dokumentenklassen > Eingangsrechnungen ▾

Allgemein    Felder    **Tabellen 1**    Export-Interfaces


Zeilen      Neue Tabelle +

2

ID ↑↓	Name
1	PosD
2	PosC
3	PosS
4	PosT
16	PosC

### Tabelle ändern (ID: 28) 3

×

Name *	Beschreibung *
<input type="text" value="Linelltems"/>	<input type="text" value="Zeilen"/>
Lokator	Name (Zielsystem)
<input type="text" value="Positionen"/> × ▾	<input type="text"/>
Tabellenverhalten 	
<input type="text" value="Dynamisch"/> ▾	

Revision #3

Created 30 May 2025 09:13:02 by Christoph Koepke-von Seth

Updated 10 June 2025 13:32:12 by Christoph Koepke-von Seth