


Setup Wizard

When the SQUEEZE setup is opened for the first time, you will be greeted by the SQUEEZE setup wizard.

This wizard guides the user step by step through the different facilities of the module.

Start

SQUEEZE Setup Wizard



Welcome to SQUEEZE Setup Wizard

We will guide you through the basic settings of SQUEEZE. After completing this wizard, a connection between Microsoft Dynamics 365 Business Central and your SQUEEZE tenant will be established.

Let's go!

Please have the URL to your SQUEEZE tenant api (e.g. <https://yourtenantname.squeeze.one>) as well as username and password ready.

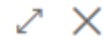
[Back](#) [Next](#) [Finish](#)

Selection SQUEEZE system

In this step the URL of the SQUEEZE system is stored.

Example: <https://demo.msbc.squeeze.one>

SQUEEZE Setup Wizard



Please enter the required information and press Next to test the connection to your SQUEEZE client.

URL to your SQUEEZE tenant *

Back

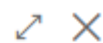
Next

Finish

Login to the SQUEEZE system

In this step, you enter the user name and password of a valid SQUEEZE user with the Admin role. This data is only used once for the setup. Subsequently, the login to the SQUEEZE system takes place via API key.

Edit - Login



Please enter your credentials.

Username

Password


OK

Cancel

Number series for the SQUEEZE documents

In this step you select number series for the Core documents and the SQUEEZE documents. If none exists yet, you can also create a new entry via the number series selection.

SQUEEZE Setup Wizard



The connection to your squeeze client has been successfully established.

Please choose the number series for your Core- and SQUEEZE Documents.

Core number series

SQUEEZE number series

That's it!
After closing this window, you have the option to adjust additional settings according to your preferences.

Conclusion

By clicking on "Finish" you end the setup wizard. Subsequently, the SQUEEZE setup opened. Further configuration options are described [here](#).

SQUEEZE Setup

Process Master Data Navigation

SQUEEZE Links Vendor Related Setup User Specific Setup Document Class Setups

General

Activated Version 1.16.0

API

URL `https://msbc-01.test-01.squeeze.one`
API Key `0fcef2b0-21f5-4321-b4b6-7c503d80bded`
API Name `CRONUS DE - Business Central`

Master Data

Master data uploaded... `10.05.2022 17:16` Company Master Dat... `1`
Master data synchroni... Vendor Master Data T... `13`

No. Series

Document Nos. `SQZ`

Jobs

Jobs	Job Settings
Document Download <code>{fabe4787-6b70-44cf-8e59-1c6...}</code>	Cleanup Interval (Date... <code>-1M</code>
Cleanup Job <code>{8fef7333-b5e7-4b48-938e-93...}</code>	

Revision #7

Created 2022-03-14 12:53:07 UTC by Christoph Koepke-von Seth

Updated 2022-05-24 09:54:16 UTC by Christoph Koepke-von Seth